



## Fund Facts

Sector	Global Cautious Balanced
Launch	12 <sup>th</sup> August 2015
Min Lump Sum	GBP 10,000
Min Additional	GBP 2,000
Management Fee	1.50% p.a.
Dealing	Weekly (Wednesday)
Regulator	Guernsey FSC
Administrator	JTC
Custodian	BNP Paribas
Fund Size All Classes	GBP 5.8m GBP 11.1m
Benchmark	Libor Plus 2%
ISIN	GG00BYT36J88
SEDOL	BYT36J8
Bloomberg	FMCBGBP GU
Nav price GBP @ 26/12/2017	1.080055

### Disclaimer :

No representation, warranty, undertaking or guarantee of whatever nature is made or given concerning the accuracy and completeness of the above. The Managers shall not accept any liability or responsibility of whatever nature and however arising in respect of any claim, damage, loss or expense arising out of or in connection with the reliance by anyone on the contents of this document. Past Performances are not necessarily a guide to future performance. Some of the countries in which the Fund is invested have less developed political, economic and legal systems. These markets have a higher-than-average risk of investment. Therefore, we recommend that you seek independent financial advice to determine whether this Fund is suitable for your investment needs. We suggest that you seek independent tax advice to determine how the structure of the Fund will affect your tax position in your respective country of residence. This communication is provided for information only and does not constitute an offer for sale. For more information please refer to www.firstmeridianfunds.com

## Fund Objectives

First Meridian Cautious Balanced Fund aims to preserve capital value whilst achieving a consistent total return.

The Fund employs a top down approach, which aims to ensure effective diversification of risk. The fund invests into well-established collective investment schemes and exchange traded funds; equities; direct bonds and other yielding securities, with a fixed income and absolute return mandate.

Risk is reduced by limiting equity exposure to a maximum of 30%, ensuring all underlying holdings have daily liquidity, and using a diverse range of different strategies across the fixed income universe.

The portfolio will be actively managed according to the Investment Advisor's view of changing economic, political and market conditions.

## Calendar Annual Performance

Year	Performance*
2016	3.09%
2015	0.94%
2014	5.74%
2013	10.31%
2012	14.33%
2011	0.88%
2010	10.53%
2009	22.72%

\* Simulated performances prior to 2015

## Fund Manager Comment

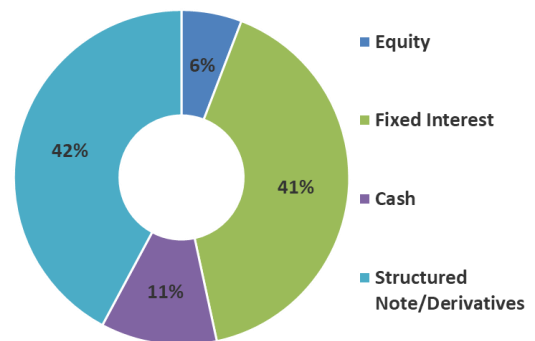
The strong performance of equities was a theme throughout the year and Q4 was no different. Political uncertainty surrounding the US and North Korea seems to have subsided of late which has boosted equities, whilst the news that Trump's tax cuts have finally gone through gave a late boost to the US Markets in particular.

The search for yield was tough throughout the year with the low interest rate environment throughout the world. America however looks poised to raise rates gradually throughout 2018. Volatility has also seemed to have disappeared from the markets with the VIX reaching its lowest levels in the last decade.

2017 was a strong year for the fund in a year where risky assets outperformed. We are happy to have achieved high single digit growth while keeping pure equity exposure below 15% for the duration of the year. We have and will continue to maintain a focus on risk mitigation and will seek out positive returns while taking on as little risk as possible. Capital preservation remains key.

- Finway International, Fund Manager.

## Asset Allocation: Current



## Quarterly Performance Table (%)

Q1 ending - Mar	Q2 ending - Jun	Q3 ending - Sep	Q4 ending - Dec	Total YTD 2017
3.69	1.41	-0.84	1.77%	6.11%



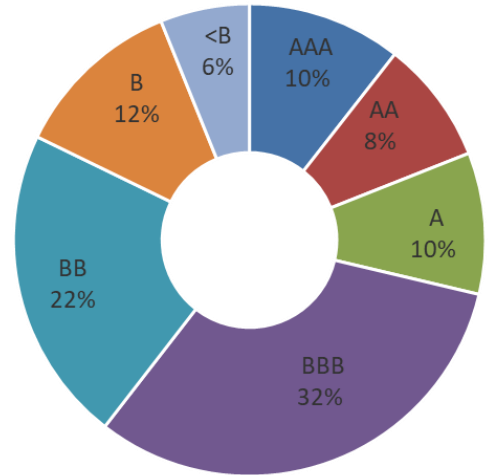
## Fund Facts

Sector	Global Cautious Balanced
Launch	12 <sup>th</sup> August 2015
Min Lump Sum	GBP 10,000
Min Additional	GBP 2,000
Management Fee	1.50% p.a.
Dealing	Weekly (Wednesday)
Regulator	Guernsey FSC
Administrator	JTC
Custodian	BNP Paribas
Fund Size All Classes	GBP 5.8m GBP 11.1m
Benchmark	Libor Plus 2%
ISIN	GG00BYT36J88
SEDOL	BYT36J8
Bloomberg	FMCBGBP GU
Nav price GBP @ 26/12/2017	1.080055

## Top 10 X-ray Holdings (excl. Equity & Cash)

Cdx Hy28 5Y Ice	2.08%
IRS GBP 0.75000 09/20/17 Receive	1.08%
Pimco USD Short Mat Source ETF	0.82%
Lloyds Bk	0.70%
Coventry Bs Cv	0.62%
UK 1.75%	0.59%
Credit Agricole Sa Cv	0.56%
Italian Btp Bills	0.55%
Gen Accident Pfd	0.53%
Barclays Cv	0.52%

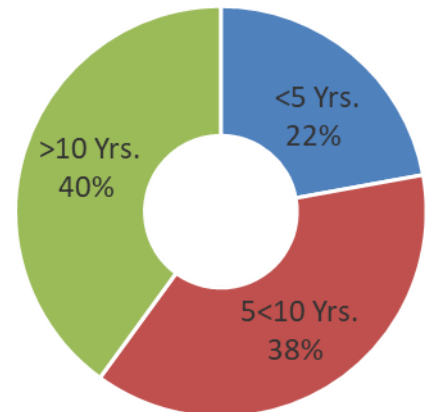
## Current Credit Spread (as% of Fixed Interest)



## Top 5 Holdings

Optimal Investment Growth Basket	19.14%
Gam Star Credit Opp Ins (Acc) GBP	10.06%
PIMCO Diversified Income Dur Hdg	9.52%
Vanguard U.K. Inv Grade Bond Index	9.39%
Pimco Global High Yield Bond GBP Hdg	8.40%

## Current Distribution of Credit Maturity (as % of Fixed Interest)



The portfolio may change significantly over a short period of time. This is not a buy or sell recommendation for any particular security. Figures may not always sum to 100 due to rounding.

### General risks

The value of these investments, and any income generated from them, will be affected by changes in interest rates, general market conditions and other political, social and economic developments, as well as by specific matters relating to the assets in which they invest. Past performance should not be taken as a guide to the future. The Funds' objectives will not necessarily be achieved and there is no guarantee that these investments will make profits; losses may be made. This Fund may not be appropriate for investors who plan to withdraw their money within the short to medium term.

### Specific fund risks

Some of the countries in which the Fund invests have less developed political, economic and legal systems. These markets carry a higher than average risk of investment and the Fund may have problems or delays in getting its investments back.